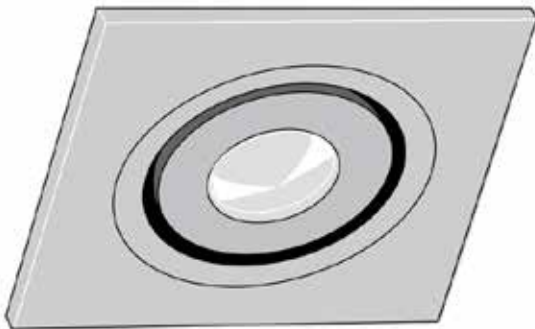


SPEC SHEET

LED 3 Watt Mini Square

STDC145/1

- Energy Efficient
- Easy to Install
- Available in Cool White 5000k



Description

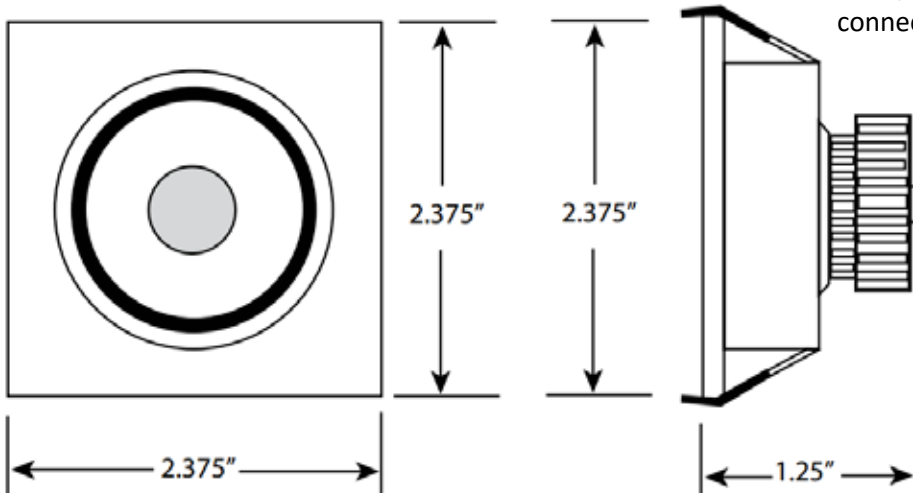
The 3 watt Mini Square recessed LED fixture is equivalent to a 50 Watt MR-16 halogen but without the heat and UV effects. Swivels 40° for directing light to the desired area. Includes high-tension mounting clips and 19" cord and plug for easy "Plug and Play" install. Plug multiple light fixtures using our convenient connection blocks, fasten lead from connection block into power supply for a virtually labor free set-up.

Specifics:

Output:	3.6 watts/700mA
Color Temp.:	Cool White 5k
Brightness:	300 Lumens
Beam Angle:	15° - 40°
Size:	2-3/8" x 2-3/8" x 1-7/16" H.
Cut-out Size:	2" x 2"
Finish:	Satin Nickel
Dimmable:	Yes, with Dimmable LED Driver
Lifespan:	± 30,000 - 50,000 hours
Mounting:	Recessed
Environment:	Suitable for Indoor Dry Location
Power Supply:	700mA LED Drivers

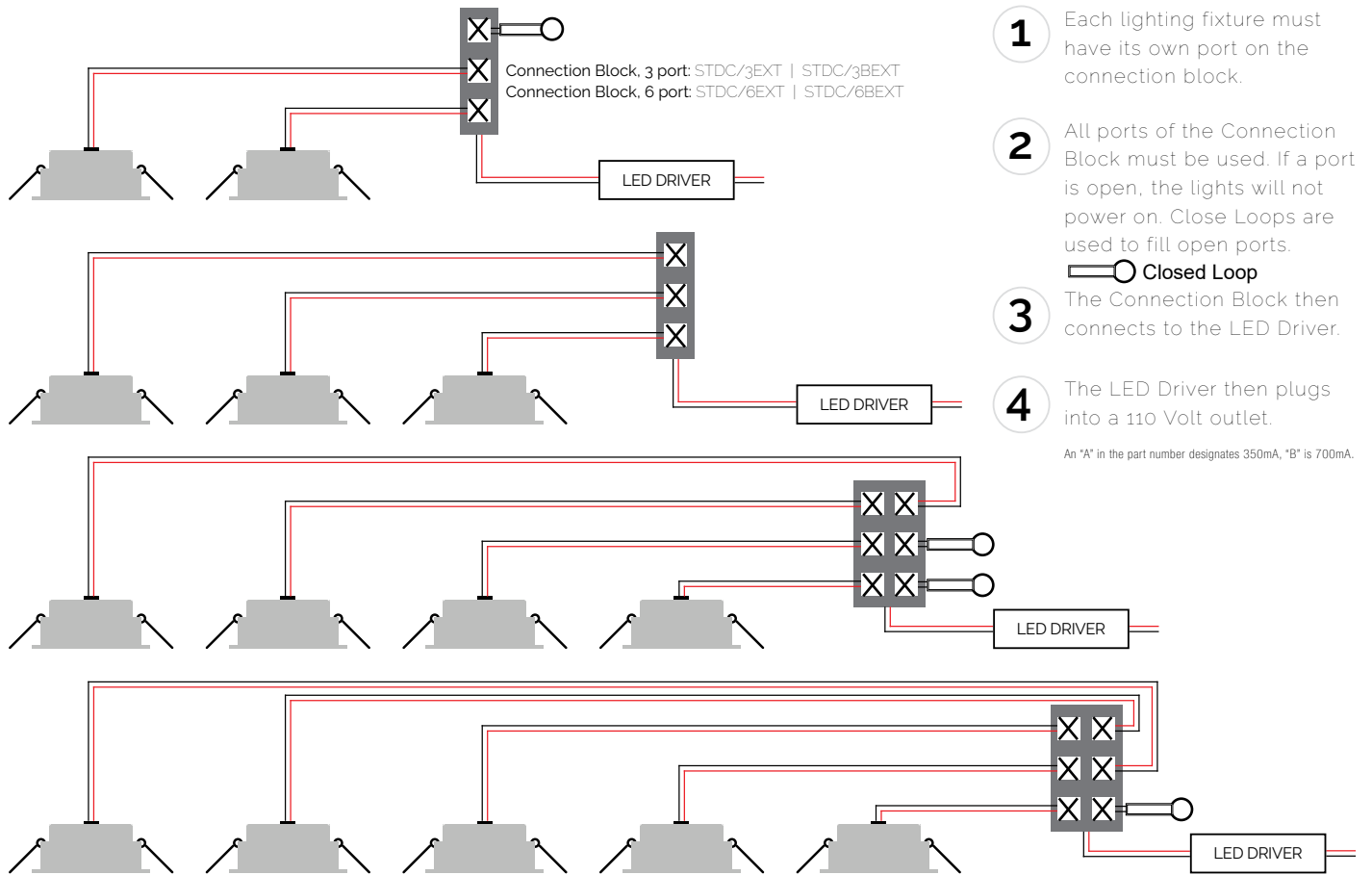
What's Required?

1. Choose fixture quantity.
2. Select appropriate 700mA
3. Connection Block if connecting more than one fixtures in an area.
4. STDC/CLP Closed Loop if not using all ports in connection block.



Wiring Diagram:

APPLIES TO RECESSED LIGHTING USING 350MA or 700MA DRIVERS



APPLIES IF DISTANCE BETWEEN FIXTURES IS GREATER THAN 6FT

